

SRI SARADA SECODNDARY SCHOOL, CHENNAI 86.

INSTRUCTIONS REGARDING ON LINE CLASSES

Dear Parents

Online classes for VI to VIII are to commence on **20.08.2020 (Thursday)**. Kindly ensure that your ward gets the maximum benefits, by following the instructions meticulously.

01. The network connection of 3 mbps is ideal for hazel-free class.
02. Students will need a good speaker, webcam and mike system.
03. The students should be ready 10 minutes before the class starts. They have to attend the class in school uniform.
04. Students should be all set with their writing and reading materials in advance; they will not be able to leave the place to fetch things later.
05. The timetable given will be followed scrupulously. Any unforeseen change will be intimated in advance.
06. When the teacher calls out a student for answering a question, that particular student alone may un-mute and answer.
07. Jot down the doubts that may arise while the class goes on. The last ten minutes will be reserved to clear the doubts, if any.
08. Parents need not sit with the students while the class goes on. They may supervise every now and then, if they feel so.
10. There will be a break for 10 minutes between each class. Students may use the interval to refresh themselves and get prepared for the next subject. Students who do not attend any one session will be considered absent.
11. Your cooperation will make our efforts a rewarding exercise.

Thanking You,



PRINCIPAL.

CLASS VI

	9.30 TO 10.30	10.40 TO 11.40	11.50 TO 12.50
MON	ENGLISH	SCIENCE	MATHS
TUE	ENGLISH	SST	SCIENCE
WED	SST	MATHS	SCIENCE
THU	II LANG	ENGLISH	SST
FRI	II LANG	MATHS	VALUE EDUCATION

CLASS VI

S.NO	SUBJECTS	E MAIL ID	MEETING ID
1	ENGLISH	class6english2020@gmail.com	class6english2020
2	TAMIL	class6tamil2020@gmail.com	class6tamil2020
3	MATHS	class6maths2020@gmail.com	class6maths2020
4	SCIENCE	class6science20@gmail.com	class6science20
5	SOCIAL	class6social2020@gmail.com	class6social2020
6	VALUE EDUCATION	class6ve2020@gmail.com	class6ve2020

CLASS VII

	9.30 TO 10.30	10.40 TO 11.40	11.50 TO 12.50
MON	SST	ENGLISH	SCIENCE
TUES	SCIENCE	MATHS	SST
WED	MATHS	SCIENCE	ENGLISH
THUR	MATHS	TAMIL/HINDI	VALUE EDUCATION
FRI	SST	ENGLISH	TAMIL/HINDI

CLASS VII

S.NO	SUBJECTS	E MAIL ID	MEETING ID
1	ENGLISH	class7english2020@gmail.com	class7english2020
2	TAMIL	class7tamil2020@gmail.com	class7tamil2020
3	HINDI	class7hindi2020@gmail.com	class7hindi2020
4	MATHS	class7maths2020@gmail.com	class7maths2020
5	SCIENCE	class7science20@gmail.com	class7science20
6	SOCIAL	class7social2020@gmail.com	class7social2020
7	VALUE EDUCATION	class7ve2020@gmail.com	class7ve2020

CLASS VIII

	9.30 TO 10.30	10.40 TO 11.40	11.50 TO 12.50
MON	SCIENCE	MATHS	SST
TUES	SCIENCE	ENGLISH	TAMIL/HINDI
WED	SCIENCE	SST	TAMIL/HINDI
THUR	SST	MATHS	ENGLISH
FRI	ENGLISH	VALUE EDUCATION	MATHS

CLASS VIII

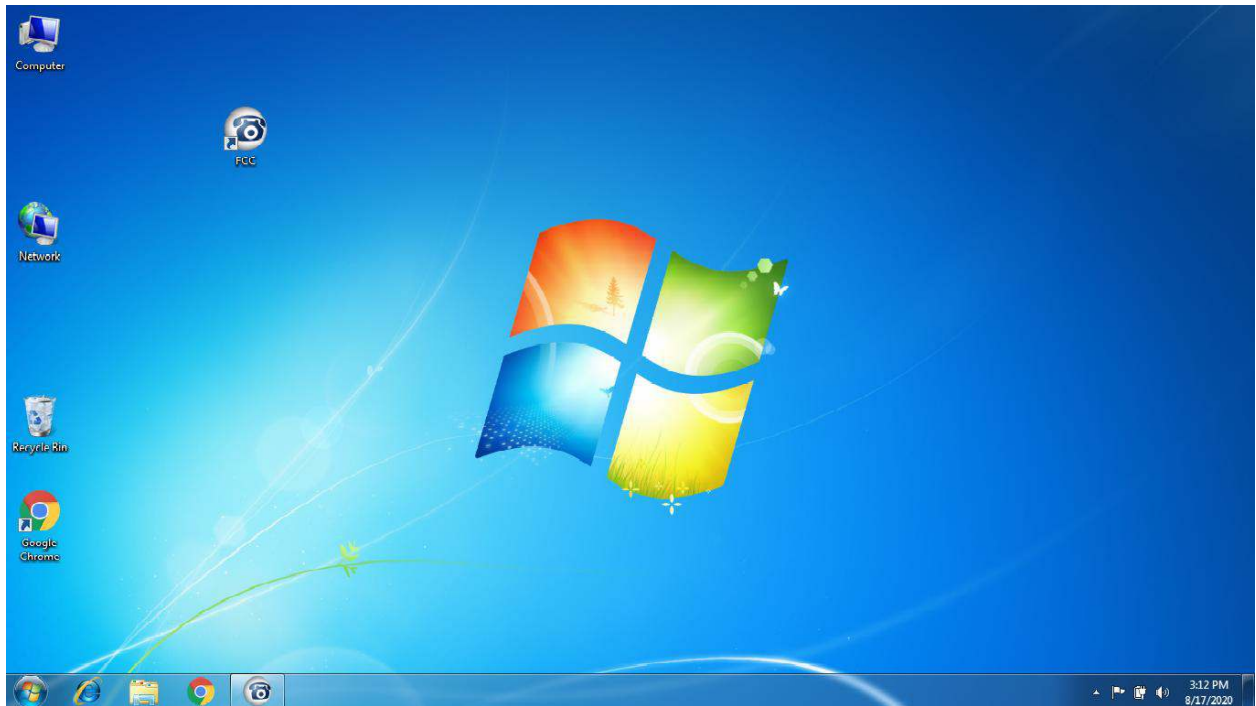
S.NO	SUBJECTS	E MAIL ID	MEETING ID
1	ENGLISH	class8english20@gmail.com	class8english20205
2	TAMIL	class8tamil2020@gmail.com	class8tamil2020
3	HINDI	class8hindi2020@gmail.com	class8hindi2020
4	MATHS	class8maths2020@gmail.com	class8maths2020
5	SCIENCE	class8science2020@gmail.com	class8science2020
6	SOCIAL	class8social2020@gmail.com	class8social2020
7	VALUE EDUCATION	class8ve2020@gmail.com	class8ve2020

STEPS TO LOG IN FOR ONLINE CLASS

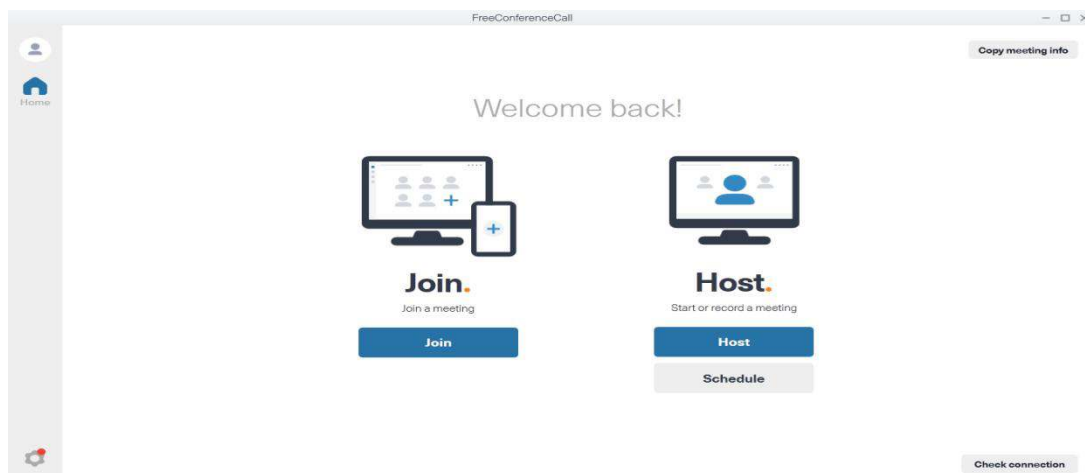
STEP 1:-

Download Free Conference Call (FCC) software from Google Chrome

STEP 2:- In Desktop , the FCC icon will appear.



STEP 3:- Double click the FCC icon and select
“JOIN A MEETING.”



STEP 4:- Type the name and subject ID has to be typed

In the given boxes. (Subject ID table is enclosed below)

FreeConferenceCall

< Back

Copy meeting info

Home

Join.

Provide your name, email address and the Online Meeting ID of the meeting

Principal

Email address

class10tamillang2020

Remember me on this computer

Join

Check connection

STEP 5 :- Click “Join with computer audio”

Online Meeting ID: class10tamillang2020

Welcome to the meeting lobby.

There are no attendees in the meeting.

Dial into the meeting

India 0172 510 0960

Access code: 626-860-6#

PIN: 5722#

or

Already Dialed In?

Press #5722# to sync your phone to the desktop app.

or

Join with computer audio

I will decide later

Mute Audio Video Invite Attendees Chat Reactions Preferences Leave

STEP 6:- Now you have joined for the online session.

SRI SARADA SECODNDARY SCHOOL

Chennai – 600086

INSTRUCTIONS REGARDING ON LINE CLASSES

Dear Parents,

Online classes for Std IX and X are to commence on **24.07.2020 (Friday)**. Kindly ensure that your ward gets the maximum benefits, by following the instructions meticulously.

01. The network connection of 3 mbps is ideal for hazel-free class.
02. Students will need a good speaker, webcam and mike system.
03. The students should be ready 10 minutes before the class starts. They have to attend the class in school uniform.
04. Students should be all set with their writing and reading materials in advance; they will not be able to leave the place to fetch things later.
05. The timetable given will be followed scrupulously. According to timetable open each subject with the given id. Any unforeseen change will be intimated in advance.
06. The first 10 minutes of the class will be for marking the attendance. Students should keep their Audio and Video switched on, to answer the attendance call.
After the attendance, all students should keep their audio muted, to eliminate unnecessary noise.
07. When the teacher calls out a student for answering a question, that particular student alone may un-mute and tell the answer.
08. Jot down the doubts that may arise while the class goes on. The last ten minutes will be reserved to clear the doubts, if any.
09. Parents need not sit with the students while the class goes on. They may supervise every now and then, if they feel so.
10. **This ID should not be shared to any other persons who are not students of Classes IX and X of our school.**
11. There will be a break for 10 minutes between each class. Students may use the interval to refresh themselves and get prepared for the next subject. Students who do not attend any one session will be considered absent.
12. Your cooperation will make our efforts a rewarding exercise.

Thanking You,


PRINCIPAL.

SRI SARADA SECODNDARY SCHOOL

Chennai – 600086

TIME TABLE FOR ONLINE CLASSES.

IX STANDARD

DAY	9.30-10.30 AM	10.40 – 11.40 AM	11.50 –12.50 PM
MON	ENGLISH	S.ST.	MATHS
TUE	MATHS	ENGLISH	BIO
WED	S.ST.	TAMIL/HINDI	PHY/CHE
THU	MATHS	PHY/CHE	TAMIL/HINDI
FRI	IT	S.ST.	P/C

S.NO	SUBJECTS	MEETING-ID
1	ENGLISH	class9english2020
2	TAMIL	class9tamil2020
3	HINDI	class9hindi2020
4	MATHS	class9maths2020
5	SCIENCE	class9science2020
6	SOCIAL	class9social2020
7	IT	class9it2020

SRI SARADA SECODNDARY SCHOOL

Chennai – 600086

TIME TABLE FOR ONLINE CLASSES.

X STANDARD

DAY	9.30-10.30 AM	10.40– 11.40 AM	11.50–12.50 PM
MON	MATHS	P/C	ENGLISH
TUE	TAMIL/HINDI	IT	MATHS
WED	BIO	ENGLISH	SST.
THU	S.ST.	MATHS	PHY/CHE
FRI	PHY/CHE	TAMIL/HINDI	S.ST.

S.NO	SUBJECTS	MEETING-ID
1	ENGLISH	class10english2020
2	TAMIL	class10tamillang2020
3	HINDI	class10hindi2020
4	MATHS	classxmaths20
5	SCIENCE	class10science2020
6	SOCIAL	class10social2020
7	IT	class10it20207

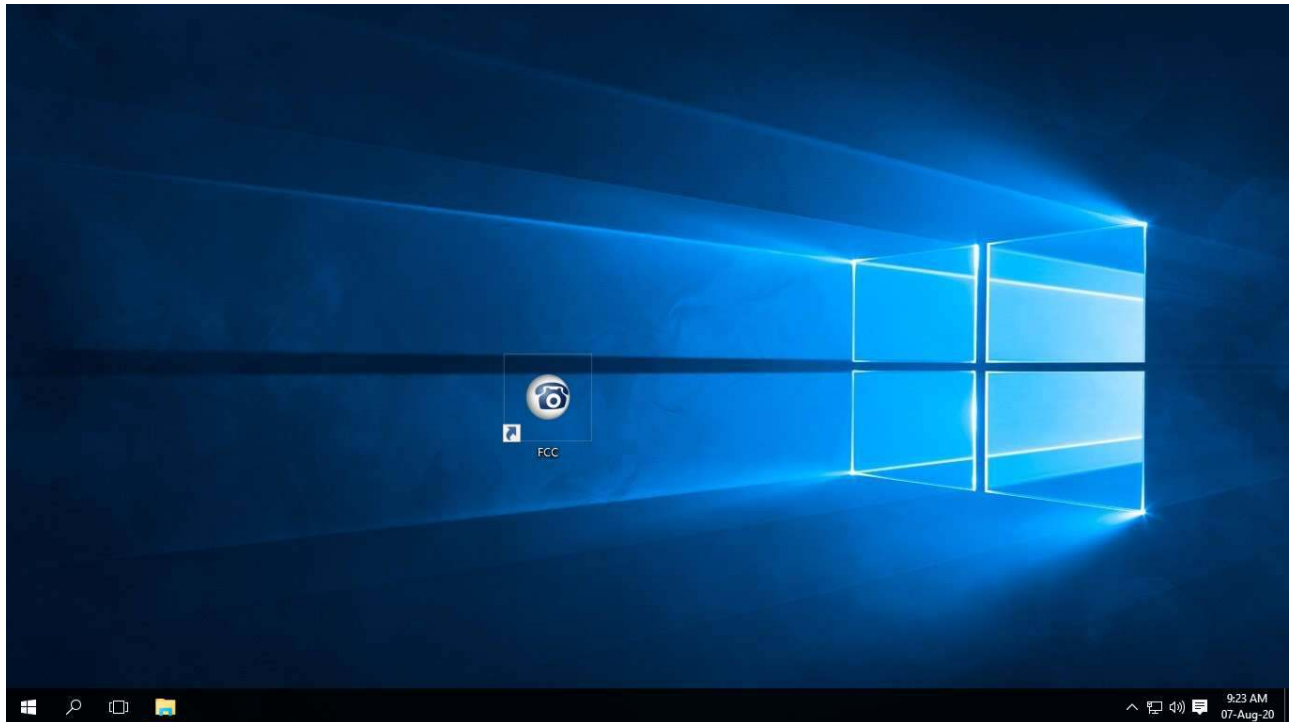
SRI SARADA SECODNDARY SCHOOL

Chennai – 600086

STEPS TO LOG IN FOR ONLINE CLASS STEP 1:-

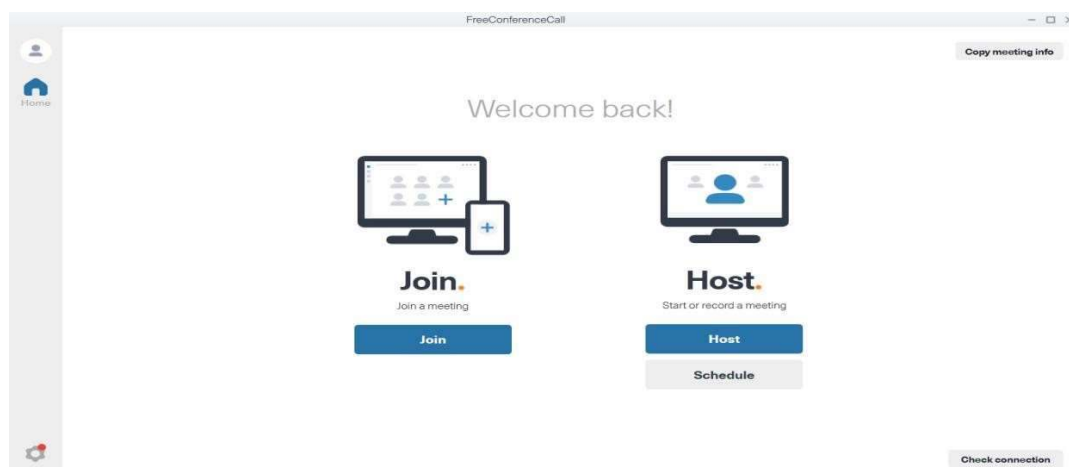
Download Free Conference Call (FCC) software from Google Chrome

STEP 2:- In Desktop, the FCC icon will appear.



STEP 3:- Double click the FCC icon and select

“JOIN A MEETING.”



STEP 4:- Type the name and subject ID has to be typed in the given boxes. (Subject ID table is enclosed below)

FreeConferenceCall

< Back

Copy meeting info

Home

Join.

Provide your name, email address and the Online Meeting ID of the meeting

Principal

Email address

class10tamillang2020

Remember me on this computer

Join

Check connection

STEP 5:- Click “Join with computer audio”

Online Meeting ID: class10tamillang2020

Welcome to the meeting lobby.

There are no attendees in the meeting.

Dial into the meeting

India 0172 510 0960

Access code: 626-860-6#

PIN: 5722#

or

Already Dialed In?

Press #5722# to sync your phone to the desktop app.

or

Join with computer audio

I will decide later

Mute Audio Video Invite Attendees Chat Reactions Preferences Leave

STEP 6:- Now you have joined for the online session.